

DWO Phillip Island Official Test, 16-17 February 2026

Results Free Practice 2nd Session

Phillip Island 4.445 m

1 / 2

No.	Rider	Nat	Team	Bike	Class	Time	Gap	Rel.	Laps	Speed	
										Avg	Max
1	11 N. BULEGA	ITA	Aruba.it Racing - Ducati	Ducati Panigale V4R		1'29.345			33	179,103	314,5
2	47 A. BASSANI	ITA	bimota by Kawasaki Racing Team	bimota KB998 Rimini		1'29.636	0.291	0.291	35	178,522	305,6
3	14 S. LOWES	GBR	ELF Marc VDS Racing Team	Ducati Panigale V4R	IND	1'29.907	0.562	0.271	36	177,984	310,0
4	31 G. GERLOFF	USA	Kawasaki WorldSBK Team	Kawasaki ZX-10RR		1'30.015	0.670	0.108	37	177,770	313,6
5	22 A. LOWES	GBR	bimota by Kawasaki Racing Team	bimota KB998 Rimini		1'30.259	0.914	0.244	27	177,290	308,2
6	34 L. BALDASSARRI	ITA	Team GoEleven	Ducati Panigale V4R	IND	1'30.280	0.935	0.021	39	177,249	309,1
7	19 A. BAUTISTA	ESP	Barni Spark Racing Team	Ducati Panigale V4R	IND	1'30.297	0.952	0.017	35	177,215	311,8
8	5 Y. MONTELLA	ITA	Barni Spark Racing Team	Ducati Panigale V4R	IND	1'30.488	1.143	0.191	40	176,841	312,7
9	96 J. DIXON	GBR	Honda HRC	Honda CBR1000RR-R SP		1'30.492	1.147	0.004	31	176,833	309,1
10	97 X. VIERGE	ESP	Pata Maxus Yamaha	Yamaha YZF R1		1'30.523	1.178	0.031	30	176,773	311,8
11	88 M. OLIVEIRA	POR	ROKIT BMW Motorrad WorldSBK Team	BMW M1000 RR		1'30.563	1.218	0.040	35	176,695	310,9
12	7 I. LECUONA	ESP	Aruba.it Racing - Ducati	Ducati Panigale V4R		1'30.586	1.241	0.023	37	176,650	314,5
13	62 S. MANZI	ITA	GYTR GRT Yamaha WorldSBK Team	Yamaha YZF R1		1'30.623	1.278	0.037	36	176,578	307,3
14	9 D. PETRUCCI	ITA	ROKIT BMW Motorrad WorldSBK Team	BMW M1000 RR		1'30.648	1.303	0.025	32	176,529	309,1
15	67 A. SURRA	ITA	Motocorsa Racing	Ducati Panigale V4R	IND	1'31.102	1.757	0.454	36	175,649	309,1
16	55 A. LOCATELLI	ITA	Pata Maxus Yamaha	Yamaha YZF R1		1'31.159	1.814	0.057	35	175,539	307,3
17	45 T. NAGASHIMA	JPN	Honda HRC	Honda CBR1000RR-R SP		1'31.175	1.830	0.016	35	175,509	308,2
18	95 T. MACKENZIE	GBR	MGM Optical Express Racing	Ducati Panigale V4R	IND	1'31.178	1.833	0.003	30	175,503	304,7
19	17 R. VICKERS	GBR	Honda HRC	Honda CBR1000RR-R SP		1'31.255	1.910	0.077	35	175,355	306,5
20	87 R. GARDNER	AUS	GYTR GRT Yamaha WorldSBK Team	Yamaha YZF R1		1'31.350	2.005	0.095	26	175,172	307,3
21	54 B. SOFUOGLU	TUR	Motoxracing WorldSBK Team	Yamaha YZF R1	IND	1'31.951	2.606	0.601	26	174,027	306,5
22	13 M. RATO	ITA	Motoxracing WorldSBK Team	Yamaha YZF R1	IND	1'32.560	3.215	0.609	28	172,882	303,0

Qualifying Lap Time (105% of 1'29.345): **1'33.813**

AIR	Humidity:	68%	Temp:	25°C
TRACK	Condition:	Dry	Temp:	39°C

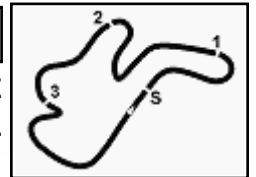
Records	Pole	[SP]	2024 N.Bulega	1'27.916	182,010	Km/h
	Race	[RC1]	2024 N.Bulega	1'28.564	180,680	Km/h
	All Times	[SP]	2024 N.Bulega	1'27.916	182,010	Km/h

Start 16/02/2026 15:40 End 17:42 The results are provisional until the end of the time limit for protests and appeals and the completion of the technical checks.

Publication Time: **17:44**

These data/results cannot be reproduced, stored and/or transmitted in whole or in part by any manner of electronic, mechanical, photocopying, recording, broadcasting or otherwise now known or herein after developed without the previous express consent by the copyright owner, except for reproduction in daily press and regular printed publications on sale to the public within 60 days of the event related to those data/results and always provided that copyright symbol appears together as follows below.

© DORNA WSBK ORGANIZATION Srl 2026



DWO Phillip Island Official Test, 16-17 February 2026

Results Free Practice 2nd Session

Session Highlights

Local Time	No. Rider	Description
15.40.00		Start of Session
15.47.33	47 A. BASSANI	#47 RACELINK RF IS NOT WORKING WELL. IT MUST BE FIXED BEFORE NEXT RUN
15.53.29		Yellow Flag Out - Turn 5
15.53.38	19 A. BAUTISTA	#19 Crashed - Turn 5
15.54.19		Yellow Flag In - Turn 5
15.54.19		Riders Under Yellow Flag at Turn 5: #19 #9 #7
15.55.04	19 A. BAUTISTA	#19 Rejoined
16.09.14	47 A. BASSANI	#47 RACELINK RF IS NOT WORKING WELL. LAST WARNING
16.13.11		Yellow Flag Out - Turn 5
16.13.21		Yellow Flag Out - Turn 5
16.13.23	14 S. LOWES	#14 Crashed - Turn 4
16.13.25		Yellow Flag Out - Turn 5
16.13.39		Yellow Flag In - Turn 5
16.13.39		Riders Under Yellow Flag at Turn 5: #14 #5
16.13.41	14 S. LOWES	#14 Rejoined
16.28.23		Yellow Flag Out - Turn 5
16.28.32	54 B. SOFUOGLU	#54 Crashed - Turn 4
16.28.54		Yellow Flag In - Turn 5
16.28.54		Riders Under Yellow Flag at Turn 5: #62 #96 #11 #54
16.28.56	54 B. SOFUOGLU	#54 Rejoined
16.51.28	67 A. SURRA	#67 RACELINK RF IS NOT WORKING WELL. IT MUST BE FIXED BEFORE NEXT RUN
16.52.43		Yellow Flag Out - Turn 5
16.53.14	13 M. RATO	#13 Crashed - Turn 4
16.54.12		Yellow Flag In - Turn 5
16.54.12		Riders Under Yellow Flag at Turn 5: #7 #19 #47 #5 #45 #11 #67
17.05.14	17 R. VICKERS	#17 Crashed - Turn 10
17.05.14		Yellow Flag Out - Turn 11
17.05.29		Yellow Flag In - Turn 11
17.05.29		Riders Under Yellow Flag at Turn 11: #55 #97 #54 #17 #14
17.42.05		End of Session

Fastest Laps Sequence

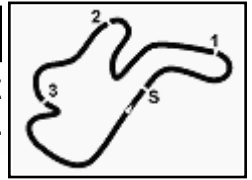
No.	Rider	Nat	Team	Bike	Local Time	Time	Gap	Avg
19	A. BAUTISTA	ESP	Barni Spark Racing Team	Ducati Panigale V4R	15:43'37.504	1'31.647		174,605
5	Y. MONTELLA	ITA	Barni Spark Racing Team	Ducati Panigale V4R	15:43'42.731	1'31.477	-0.170	174,929
14	S. LOWES	GBR	ELF Marc VDS Racing Team	Ducati Panigale V4R	15:44'16.740	1'31.431	-0.046	175,017
22	A. LOWES	GBR	bimota by Kawasaki Racing Team	bimota KB998 Rimini	15:44'41.354	1'30.930	-0.501	175,982
47	A. BASSANI	ITA	bimota by Kawasaki Racing Team	bimota KB998 Rimini	15:45'11.369	1'30.458	-0.472	176,900
22	A. LOWES	GBR	bimota by Kawasaki Racing Team	bimota KB998 Rimini	15:46'11.665	1'30.311	-0.147	177,188
47	A. BASSANI	ITA	bimota by Kawasaki Racing Team	bimota KB998 Rimini	15:46'41.451	1'30.082	-0.229	177,638
11	N. BULEGA	ITA	Aruba.it Racing - Ducati	Ducati Panigale V4R	15:54'06.080	1'29.985	-0.097	177,830
11	N. BULEGA	ITA	Aruba.it Racing - Ducati	Ducati Panigale V4R	15:55'35.949	1'29.869	-0.116	178,059
11	N. BULEGA	ITA	Aruba.it Racing - Ducati	Ducati Panigale V4R	15:58'35.452	1'29.590	-0.279	178,614
11	N. BULEGA	ITA	Aruba.it Racing - Ducati	Ducati Panigale V4R	16:28'18.003	1'29.570	-0.020	178,654
11	N. BULEGA	ITA	Aruba.it Racing - Ducati	Ducati Panigale V4R	16:31'17.020	1'29.400	-0.170	178,993
11	N. BULEGA	ITA	Aruba.it Racing - Ducati	Ducati Panigale V4R	17:40'05.264	1'29.345	-0.055	179,103

16/02/2026 Start 15:40 End 17:42 The results are provisional until the end of the time limit for protests and appeals and the completion of the technical checks.

Publication Time: 17:44

These data/results cannot be reproduced, stored and/or transmitted in whole or in part by any manner of electronic, mechanical, photocopying, recording, broadcasting or otherwise now known or herein after developed without the previous express consent by the copyright owner, except for reproduction in daily press and regular printed publications on sale to the public within 60 days of the event related to those data/results and always provided that copyright symbol appears together as follows below.

© DORNA WSBK ORGANIZATION Srl 2026



DWO Phillip Island Official Test, 16-17 February 2026

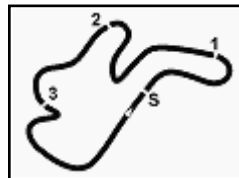
Monday Free Practices

No.	Rider	Nat	Team	Bike	Class	FP1	FP2	Time	Gap	Rel.	Avg	LL
1	11 N. BULEGA	ITA	Aruba.it Racing - Ducati	Ducati Panigale V4R		1'29.451	1'29.345	1'29.345			179,103	72
2	47 A. BASSANI	ITA	bimota by Kawasaki Racing Team	bimota KB998 Rimini		1'30.239	1'29.636	1'29.636	0.291	0.291	178,522	61
3	14 S. LOWES	GBR	ELF Marc VDS Racing Team	Ducati Panigale V4R	IND	1'30.481	1'29.907	1'29.907	0.562	0.271	177,984	68
4	5 Y. MONTELLA	ITA	Barni Spark Racing Team	Ducati Panigale V4R	IND	1'29.921	1'30.488	1'29.921	0.576	0.014	177,956	69
5	31 G. GERLOFF	USA	Kawasaki WorldSBK Team	Kawasaki ZX-10RR		1'30.284	1'30.015	1'30.015	0.670	0.094	177,770	72
6	22 A. LOWES	GBR	bimota by Kawasaki Racing Team	bimota KB998 Rimini		1'30.286	1'30.259	1'30.259	0.914	0.244	177,290	58
7	34 L. BALDASSARRI	ITA	Team Goeleven	Ducati Panigale V4R	IND	1'30.275	1'30.280	1'30.275	0.930	0.016	177,258	78
8	19 A. BAUTISTA	ESP	Barni Spark Racing Team	Ducati Panigale V4R	IND	1'30.333	1'30.297	1'30.297	0.952	0.022	177,215	66
9	97 X. VIERGE	ESP	Pata Maxus Yamaha	Yamaha YZF R1		1'30.420	1'30.523	1'30.420	1.075	0.123	176,974	60
10	96 J. DIXON	GBR	Honda HRC	Honda CBR1000RR-R SP		1'30.655	1'30.492	1'30.492	1.147	0.072	176,833	61
11	88 M. OLIVEIRA	POR	ROKiT BMW Motorrad WorldSBK Team	BMW M 1000 RR		1'30.620	1'30.563	1'30.563	1.218	0.071	176,695	73
12	7 I. LECUONA	ESP	Aruba.it Racing - Ducati	Ducati Panigale V4R		1'30.761	1'30.586	1'30.586	1.241	0.023	176,650	76
13	62 S. MANZI	ITA	GYTR GRT Yamaha WorldSBK Team	Yamaha YZF R1		1'31.343	1'30.623	1'30.623	1.278	0.037	176,578	70
14	9 D. PETRUCCI	ITA	ROKiT BMW Motorrad WorldSBK Team	BMW M 1000 RR		1'31.534	1'30.648	1'30.648	1.303	0.025	176,529	67
15	67 A. SURRA	ITA	Motocorsa Racing	Ducati Panigale V4R	IND	1'31.031	1'31.102	1'31.031	1.686	0.383	175,786	70
16	95 T. MACKENZIE	GBR	MGM Optical Express Racing	Ducati Panigale V4R	IND	1'31.092	1'31.178	1'31.092	1.747	0.061	175,669	62
17	54 B. SOFUOGLU	TUR	Motoxrcing WorldSBK Team	Yamaha YZF R1	IND	1'31.116	1'31.951	1'31.116	1.771	0.024	175,622	49
18	55 A. LOCATELLI	ITA	Pata Maxus Yamaha	Yamaha YZF R1		1'31.385	1'31.159	1'31.159	1.814	0.043	175,539	70
19	45 T. NAGASHIMA	JPN	Honda HRC	Honda CBR1000RR-R SP		1'31.543	1'31.175	1'31.175	1.830	0.016	175,509	73
20	17 R. VICKERS	GBR	Honda HRC	Honda CBR1000RR-R SP		1'31.548	1'31.255	1'31.255	1.910	0.080	175,355	63
21	87 R. GARDNER	AUS	GYTR GRT Yamaha WorldSBK Team	Yamaha YZF R1		1'31.454	1'31.350	1'31.350	2.005	0.095	175,172	61
22	13 M. RATO	ITA	Motoxrcing WorldSBK Team	Yamaha YZF R1	IND	1'32.849	1'32.560	1'32.560	3.215	1.210	172,882	57

16/02/2026

These data/results cannot be reproduced, stored and/or transmitted in whole or in part by any manner of electronic, mechanical, photocopying, recording, broadcasting or otherwise now known or herein after developed without the previous express consent by the copyright owner, except for reproduction in daily press and regular printed publications on sale to the public within 60 days of the event related to those data/results and always provided that copyright symbol appears together as follows below.

© DORNA WSBK ORGANIZATION Srl 2026



Phillip Island 4.445 m

DWO Phillip Island Official Test, 16-17 February 2026

Ideal Times Free Practice 2nd Session

No.	Rider	Nat	Bike	Seg. 1	Seg. 2	Seg. 3	Seg. 4	Ideal Time		
				Diff. 1	Diff. 2	Diff. 3	Diff. 4	Best Lap	Pos.	Diff.
1	11 N. BULEGA	ITA	Ducati Panigale V4R	23.414	23.635 +0.146	14.227	27.878 +0.045	1'29.154 1'29.345	1	0.191
2	47 A. BASSANI	ITA	bimota KB998 Rimini	23.560 +0.080	23.689 +0.019	14.323	27.936 +0.029	1'29.508 1'29.636	2	0.128
3	14 S. LOWES	GBR	Ducati Panigale V4R	23.588 +0.024	23.882 +0.038	14.394 +0.006	27.975	1'29.839 1'29.907	3	0.068
4	31 G. GERLOFF	USA	Kawasaki ZX-10RR	23.612 +0.040	23.770	14.460 +0.072	28.061	1'29.903 1'30.015	4	0.112
5	22 A. LOWES	GBR	bimota KB998 Rimini	23.651 +0.092	23.760 +0.034	14.423 +0.111	28.161 +0.027	1'29.995 1'30.259	5	0.264
6	5 Y. MONTELLA	ITA	Ducati Panigale V4R	23.559 +0.100	23.862 +0.095	14.399 +0.141	28.332	1'30.152 1'30.488	8	0.336
7	19 A. BAUTISTA	ESP	Ducati Panigale V4R	23.704 +0.021	23.859	14.450 +0.037	28.208 +0.018	1'30.221 1'30.297	7	0.076
8	34 L. BALDASSARRI	ITA	Ducati Panigale V4R	23.725 +0.057	23.827	14.460	28.211	1'30.223 1'30.280	6	0.057
9	96 J. DIXON	GBR	Honda CBR1000RR-R SP	23.791	23.887 +0.084	14.537 +0.044	28.149	1'30.364 1'30.492	9	0.128
10	97 X. VIERGE	ESP	Yamaha YZF R1	23.752 +0.064	23.931 +0.021	14.483 +0.044	28.228	1'30.394 1'30.523	10	0.129
11	88 M. OLIVEIRA	POR	BMW M 1000 RR	23.615	23.993 +0.088	14.647	28.139 +0.081	1'30.394 1'30.563	11	0.169
12	9 D. PETRUCCI	ITA	BMW M 1000 RR	23.698	23.936 +0.146	14.530	28.254 +0.084	1'30.418 1'30.648	14	0.230
13	62 S. MANZI	ITA	Yamaha YZF R1	23.790 +0.091	24.057 +0.054	14.490	28.141	1'30.478 1'30.623	13	0.145
14	7 I. LECUONA	ESP	Ducati Panigale V4R	23.765	24.000 +0.004	14.501 +0.031	28.285	1'30.551 1'30.586	12	0.035
15	67 A. SURRA	ITA	Ducati Panigale V4R	23.869	23.963 +0.235	14.559	28.476	1'30.867 1'31.102	15	0.235
16	55 A. LOCATELLI	ITA	Yamaha YZF R1	23.923 +0.059	24.047 +0.100	14.587 +0.116	28.327	1'30.884 1'31.159	16	0.275
17	95 T. MACKENZIE	GBR	Ducati Panigale V4R	23.848	24.008 +0.160	14.722 +0.061	28.343 +0.036	1'30.921 1'31.178	18	0.257
18	45 T. NAGASHIMA	JPN	Honda CBR1000RR-R SP	23.835	24.109 +0.016	14.672 +0.007	28.470 +0.066	1'31.086 1'31.175	17	0.089
19	17 R. VICKERS	GBR	Honda CBR1000RR-R SP	24.028 +0.030	24.052 +0.079	14.717 +0.027	28.322	1'31.119 1'31.255	19	0.136
20	87 R. GARDNER	AUS	Yamaha YZF R1	24.031	24.109	14.690	28.520	1'31.350 1'31.350	20	
21	54 B. SOFUOGLU	TUR	Yamaha YZF R1	24.093 +0.132	24.194 +0.046	14.724	28.632 +0.130	1'31.643 1'31.951	21	0.308
22	13 M. RATO	ITA	Yamaha YZF R1	24.291 +0.024	24.512 +0.090	14.799 +0.074	28.770	1'32.372 1'32.560	22	0.188
Overall Ideal Time				23.414	23.635	14.227	27.878	1'29.154		

DWO Phillip Island Official Test, 16-17 February 2026

Best Sectors & Speed Free Practice 2nd Session

Phillip Island 4.445 m

BEST LAP

1	11 N. BULEGA	Ducati Panigale V4R	1'29.345
2	47 A. BASSANI	bimota KB998 Rimini	1'29.636
3	14 S. LOWES	Ducati Panigale V4R	1'29.907
4	31 G. GERLOFF	Kawasaki ZX-10RR	1'30.015
5	22 A. LOWES	bimota KB998 Rimini	1'30.259
6	34 L. BALDASSARRI	Ducati Panigale V4R	1'30.280
7	19 A. BAUTISTA	Ducati Panigale V4R	1'30.297
8	5 Y. MONTELLA	Ducati Panigale V4R	1'30.488
9	96 J. DIXON	Honda CBR1000RR-R SP	1'30.492
10	97 X. VIERGE	Yamaha YZF R1	1'30.523
11	88 M. OLIVEIRA	BMW M 1000 RR	1'30.563
12	7 I. LECUONA	Ducati Panigale V4R	1'30.586
13	62 S. MANZI	Yamaha YZF R1	1'30.623
14	9 D. PETRUCCI	BMW M 1000 RR	1'30.648
15	67 A. SURRA	Ducati Panigale V4R	1'31.102
16	55 A. LOCATELLI	Yamaha YZF R1	1'31.159
17	45 T. NAGASHIMA	Honda CBR1000RR-R SP	1'31.175
18	95 T. MACKENZIE	Ducati Panigale V4R	1'31.178
19	17 R. VICKERS	Honda CBR1000RR-R SP	1'31.255
20	87 R. GARDNER	Yamaha YZF R1	1'31.350
21	54 B. SOFUOGLU	Yamaha YZF R1	1'31.951
22	13 M. RATO	Yamaha YZF R1	1'32.560

SPEED

1	11 N. BULEGA	Ducati Panigale V4R	314,5
2	7 I. LECUONA	Ducati Panigale V4R	314,5
3	31 G. GERLOFF	Kawasaki ZX-10RR	313,6
4	5 Y. MONTELLA	Ducati Panigale V4R	312,7
5	97 X. VIERGE	Yamaha YZF R1	311,8
6	19 A. BAUTISTA	Ducati Panigale V4R	311,8
7	88 M. OLIVEIRA	BMW M 1000 RR	310,9
8	14 S. LOWES	Ducati Panigale V4R	310,0
9	96 J. DIXON	Honda CBR1000RR-R SP	309,1
10	9 D. PETRUCCI	BMW M 1000 RR	309,1
11	67 A. SURRA	Ducati Panigale V4R	309,1
12	34 L. BALDASSARRI	Ducati Panigale V4R	309,1
13	45 T. NAGASHIMA	Honda CBR1000RR-R SP	308,2
14	22 A. LOWES	bimota KB998 Rimini	308,2
15	55 A. LOCATELLI	Yamaha YZF R1	307,3
16	62 S. MANZI	Yamaha YZF R1	307,3
17	87 R. GARDNER	Yamaha YZF R1	307,3
18	17 R. VICKERS	Honda CBR1000RR-R SP	306,5
19	54 B. SOFUOGLU	Yamaha YZF R1	306,5
20	47 A. BASSANI	bimota KB998 Rimini	305,6
21	95 T. MACKENZIE	Ducati Panigale V4R	304,7
22	13 M. RATO	Yamaha YZF R1	303,0

SEG. 1

1	11 N. BULEGA	23.414
2	5 Y. MONTELLA	23.559
3	47 A. BASSANI	23.560
4	14 S. LOWES	23.588
5	31 G. GERLOFF	23.612
6	88 M. OLIVEIRA	23.615
7	22 A. LOWES	23.651
8	9 D. PETRUCCI	23.698
9	19 A. BAUTISTA	23.704
10	34 L. BALDASSARRI	23.725
11	97 X. VIERGE	23.752
12	7 I. LECUONA	23.765
13	62 S. MANZI	23.790
14	96 J. DIXON	23.791
15	45 T. NAGASHIMA	23.835
16	95 T. MACKENZIE	23.848
17	67 A. SURRA	23.869
18	55 A. LOCATELLI	23.923
19	17 R. VICKERS	24.028
20	87 R. GARDNER	24.031
21	54 B. SOFUOGLU	24.093
22	13 M. RATO	24.291

SEG. 2

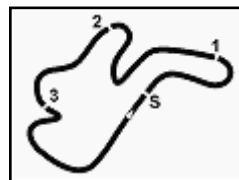
1	11 N. BULEGA	23.635
2	47 A. BASSANI	23.689
3	22 A. LOWES	23.760
4	31 G. GERLOFF	23.770
5	34 L. BALDASSARRI	23.827
6	19 A. BAUTISTA	23.859
7	5 Y. MONTELLA	23.862
8	14 S. LOWES	23.882
9	96 J. DIXON	23.887
10	97 X. VIERGE	23.931
11	9 D. PETRUCCI	23.936
12	67 A. SURRA	23.963
13	88 M. OLIVEIRA	23.993
14	7 I. LECUONA	24.000
15	95 T. MACKENZIE	24.008
16	55 A. LOCATELLI	24.047
17	17 R. VICKERS	24.052
18	62 S. MANZI	24.057
19	87 R. GARDNER	24.109
20	45 T. NAGASHIMA	24.109
21	54 B. SOFUOGLU	24.194
22	13 M. RATO	24.512

SEG. 3

1	11 N. BULEGA	14.227
2	47 A. BASSANI	14.323
3	14 S. LOWES	14.394
4	5 Y. MONTELLA	14.399
5	22 A. LOWES	14.423
6	19 A. BAUTISTA	14.450
7	31 G. GERLOFF	14.460
8	34 L. BALDASSARRI	14.460
9	97 X. VIERGE	14.483
10	62 S. MANZI	14.490
11	7 I. LECUONA	14.501
12	9 D. PETRUCCI	14.530
13	96 J. DIXON	14.537
14	67 A. SURRA	14.559
15	55 A. LOCATELLI	14.587
16	88 M. OLIVEIRA	14.647
17	45 T. NAGASHIMA	14.672
18	87 R. GARDNER	14.690
19	17 R. VICKERS	14.717
20	95 T. MACKENZIE	14.722
21	54 B. SOFUOGLU	14.724
22	13 M. RATO	14.799

SEG. 4

1	11 N. BULEGA	27.878
2	47 A. BASSANI	27.936
3	14 S. LOWES	27.975
4	31 G. GERLOFF	28.061
5	88 M. OLIVEIRA	28.139
6	62 S. MANZI	28.141
7	96 J. DIXON	28.149
8	22 A. LOWES	28.161
9	19 A. BAUTISTA	28.208
10	34 L. BALDASSARRI	28.211
11	97 X. VIERGE	28.228
12	9 D. PETRUCCI	28.254
13	7 I. LECUONA	28.285
14	17 R. VICKERS	28.322
15	55 A. LOCATELLI	28.327
16	5 Y. MONTELLA	28.332
17	95 T. MACKENZIE	28.343
18	45 T. NAGASHIMA	28.470
19	67 A. SURRA	28.476
20	87 R. GARDNER	28.520
21	54 B. SOFUOGLU	28.632
22	13 M. RATO	28.770



Phillip Island 4.445 m

DWO Phillip Island Official Test, 16-17 February 2026 Chronological Analysis Free Practice 2nd Session

3 / 7

Main data table showing lap times for various riders including 10° 97 X. VIERGE (1'30.523) and 9° 96 J. DIXON (1'30.492).

9° 96 J. DIXON (1'30.492)

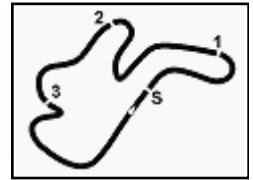
Table for rider 96 J. DIXON showing lap times from Lap 1 to 22.

11° 88 M. OLIVEIRA (1'30.563)

Table for rider 88 M. OLIVEIRA showing lap times from Lap 1 to 22.

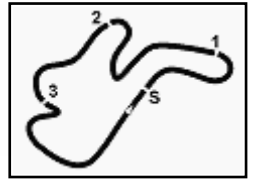
16/02/2026 P = Pits In/Out - C = Lap Time Cancelled





Phillip Island 4.445 m

24	24.552	24.761	15.042	29.069	1'33.424	296,4	17:26'43.873
25	26.697	26.876	15.277	8'11.468	9'20.318P	299,7	17:36'04.191
26	32.626	25.499	15.179	32.829	1'46.133P		17:37'50.324
27	24.341	24.612	14.919	28.930	1'32.802	303,0	17:39'23.126
28	31.465	34.465	15.686	30.647	1'52.263	299,7	17:41'15.389



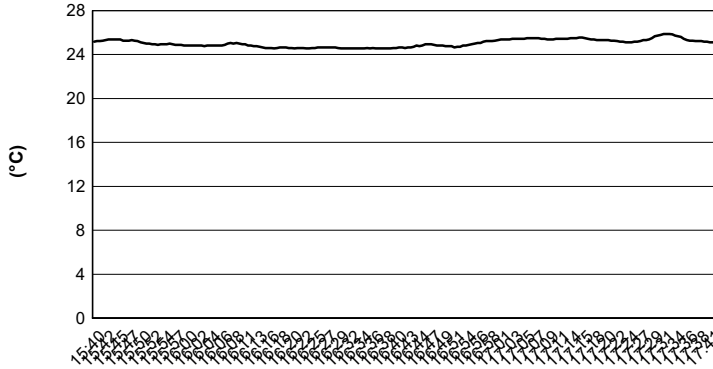
Phillip Island 4.445 m

DWO Phillip Island Official Test, 16-17 February 2026


Weather Report Free Practice 2nd Session

Session started 15:40 - Session ended 17:42


Air Temperature



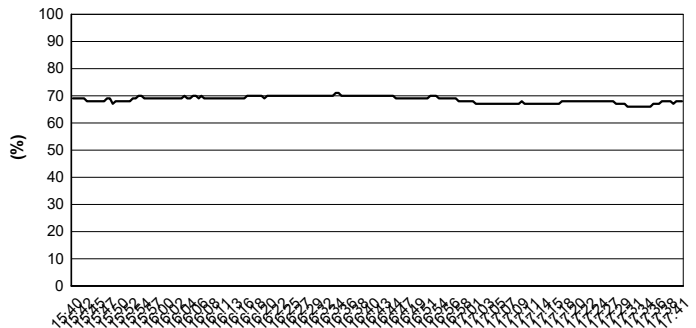
Track Temperature



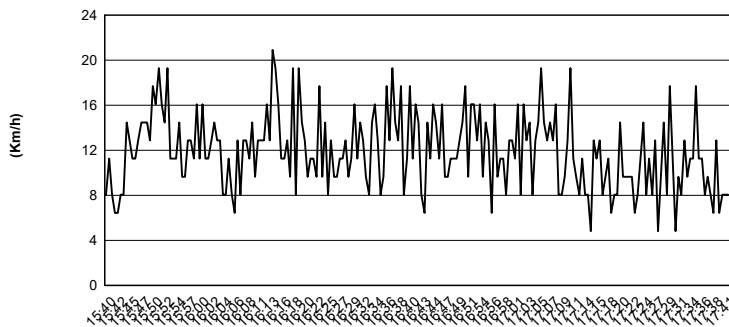
Air Pressure



Humidity



Wind Speed



Wind Direction

